

Annexure II
SAND PLAST INDIA LTD

Shareholding Pattern as on 30/06/2014

(II) (a) Statement showing details of Depository Receipts (DRs)

Sr No.	Type of Outstanding DR (ADRs, GDRs, SDRs, etc.)	Number of Outstanding DRs	Number of shares underlying outstanding DRs	Shares underlying outstanding DRs as a percentage of total number of shares {i.e. Grand Total (A)+(B) +(C) indicated in the statement at para (1) (a) above }
			NIL	
	TOTAL			

(II) (b) Statement showing Holding of Depository Receipts (DRs), where underlying shares are in excess of 1% of the total number of shares

Sr No.	Name of the DR Holder	Type of Outstanding DR (ADRs, GDRs, SDRs, etc.)	Number of shares underlying outstanding DRs	Shares underlying outstanding DRs as a percentage of total number of shares {i.e. Grand Total (A)+(B) +(C) indicated in the statement at para (1) (a) above }
			NIL	
	TOTAL			

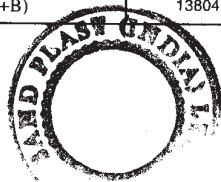


Annexure II
SAND PLAST INDIA LTD

(1) (a) Statement showing Shareholding Pattern as on

30/06/2014

Category code (I)	Category of shareholder (II)	Number of shareholders (III)	Total Number of Shares (IV)	Number of shares held in dematerialized form (V)	Total Shareholding as a percentage of total no. of shares		Shares Pledged or otherwise encumbered	
					As a percentage of (A+B) (VI)	As a percentage of (A+B+C) (VII)	No. of shares (VIII)	As a percentage (IX)=(VIII)/(IV)*100
(A) Shareholding of promoter and promoter Group								
(1) Indian								
(a)	INDIVIDUALS/HUF	48	1,28,68,202	0	55.47	55.47	0	0.00
(b)	CENTRAL GOVERNMENT/STATE GOVERNMENT	0	0	0	0.00	0.00	0	0.00
(c)	BODIES CORPORATE	0	0	0	0.00	0.00	0	0.00
(d)	FINANCIAL INSTITUTIONS/BANKS	0	0	0	0.00	0.00	0	0.00
(e)	ANY OTHER (SPECIFY)	0	0	0	0.00	0.00	0	0.00
	Sub-Total (A) (1)	48	1,28,68,202	0	55.47	55.47	0	0.00
(2) Foreign								
(a)	INDIVIDUALS(NRI)/FOREIGN INDIVIDUALS	0	0	0	0.00	0.00	0	0.00
(b)	BODIES CORPORATE	0	0	0	0.00	0.00	0	0.00
(c)	INSTITUTIONS	0	0	0	0.00	0.00	0	0.00
(d)	QUALIFIED FOREIGN INVESTOR	0	0	0	0.00	0.00	0	0.00
(e)	ANY OTHER (SPECIFY)	0	0	0	0.00	0.00	0	0.00
	Sub-Total (A) (2)	0	0	0	0.00	0.00	0	0.00
	Total (A)	48	1,28,68,202	0	55.47	55.47	0	0.00
(B) Public shareholding								
(1) Institutions								
(a)	MUTUAL FUNDS/UTI	4	5,10,322	0	2.20	2.20	0	0.00
(b)	FINANCIAL INSTITUTIONS/BANKS	3	9,500	0	0.04	0.04	0	0.00
(c)	CENTRAL GOVERNMENT/STATE GOVERNMENT	0	0	0	0.00	0.00	0	0.00
(d)	VENTURE CAPITAL FUND	0	0	0	0.00	0.00	0	0.00
(e)	INSURANCE COMPANIES	0	0	0	0.00	0.00	0	0.00
(f)	FOREIGN INSTITUTIONAL INVESTORS	4	25,000	0	0.11	0.11	0	0.00
(g)	FOREIGN VENTURE CAPITAL INVESTORS	0	0	0	0.00	0.00	0	0.00
(h)	QUALIFIED FOREIGN INVESTOR	0	0	0	0.00	0.00	0	0.00
(i)	MARKET MAKER	0	0	0	0.00	0.00	0	0.00
	Sub-Total	11	5,44,822	0	2.35	2.35	0	0.00
(2) Non-institutions								
(a)	BODIES CORPORATE	119	27,13,535	21,03,720	11.70	11.70	0	0.00
(b)	i) INDIVIDUALS -HOLD UPTO 1 LAKH (NOM VALUE)	13403	45,69,178	11,81,812	19.69	19.69	0	0.00
	ii) INDIVIDUALS -HOLD ABOVE 1 LAKH (NOM VALUE)	61	18,94,098	11,83,268	8.16	8.16	0	0.00
(c)	ANY OTHER (SPECIFY)- A) CLEARNG MEMBERS	10	41,783	41,783	0.18	0.18	0	0.00
	B) NON-RESIDENTS	152	5,68,382	8,282	2.45	2.45	0	0.00
	C) TRUST	0	0	0	0.00	0.00	0	0.00
	Sub-Total (B) (2)	13745	97,86,976	45,18,865	42.18	42.18	0	0.00
	Total (B)	13756	1,03,31,798	45,18,865	44.53	44.53	0	0.00
	Total (A+B)	13804	2,32,00,000	45,18,865	100.00	100.00	0	0.00



Category code	Category of shareholder	Number of shareholders	Total Number of Shares	Number of shares held in dematerialized form	Total Shareholding as a percentage of total no. of shares		Shares Pledged or otherwise encumbered	
					As a percentage of (A+B) (VI)	As a percentage of (A+B+C) (VII)	No. of shares (VIII)	As a percentage (IX)=(VIII)/(IV)*100
(I)	(II)	(III)	(IV)	(V)	(VI)	(VII)	(VIII)	(IX)
(C)	Shares held by Custodians and against which							
	Depository Receipts have been issued							
	SHARES HELD BY CUSTODIANS	0	0	0	0.00	0.00	0	0.00
	Sub-Total (C)	0	0	0	0.00	0.00	0	0.00
	Total (C) -	0	0	0	0.00	0.00	0	0.00
	Grand-Total (A+B+C)	13804	2,32,00,000	45,18,865	100.00	100.00	0	0.00



Introductory sub-table (I)(a)

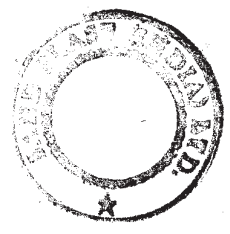
Name of the Company: SAND PLAST INDIA LTD				
Scrip Code, Name of the scrip, class of security:				
Quarter ended: 30/06/2014				
Partly paid-up shares:-				
	No. of partly paid-up shares	As a % of total no. of partly paid-up shares	As a % of total no. of shares of the company	
Held by promoter/promoter group	0	0	0	0
Held by public	-	0	0	0
Total - D	0	0	0	0
Outstanding convertible securities:-				
No. of outstanding securities	As a % of total no. of outstanding convertible securities	As a % of total no. of shares of the company, assuming full conversion of the convertible securities		
Held by promoter/promoter group	0	0	0	0
Held by public	0	0	0	0
Total - E	0	0	0	0
Warrants:-				
No. of warrants	As a % of total no. of warrants	As a % of total no. of shares of the company, assuming full conversion of warrants		
Held by promoter/promoter group	0	0	0	0
Held by public	0	0	0	0
Total - F	0	0	0	0
Total paid-up capital of the company, assuming full conversion of warrants and convertible securities (Grand Total (A+B+C)+ D+E+F)				23200000
				0

Total (A+B+C)	23200000
----------------------	-----------------




Annexure II
SAND PLASTI INDIA LTD
"Promoter and Promoter Group" as on 30/06/2014

Sr. No.	Folio# / DPID/CLID	Name of the shareholder	Details of shares held		Encumbered shares(*)			Details of warrants		Details of convertible securities		Total shares (including shares assuming full conversion of warrants and convertible securities) as a % of diluted share capital
			Number of shares held	As a % of Grand total (A)-(B)-(C)	Number	As a percentage (A)/(V) (III)*100	As a % of Grand total (A)-(B)-(C) of sub-classes (D) (a)	No. of Warrants held	As a % of total no. of warrants of the same class	No. of convert-ible sec-urities held	As a % of total no. of convertible securities of the same class	
1	00134903	ASHOK BHARTIA	100	0.00	0	0.00	0.00	0	0.00	0	0.00	
2	0014870	DEEPTI PRAKASH	200	0.00	0	0.00	0.00	0	0.00	0	0.00	
3	0022190	DEEPTI PRAKASH	100	0.00	0	0.00	0.00	0	0.00	0	0.00	
4	0022191	DEEPTI PRAKASH	100	0.00	0	0.00	0.00	0	0.00	0	0.00	
5	0022192	DEEPTI PRAKASH	100	0.00	0	0.00	0.00	0	0.00	0	0.00	
6	0022193	DEEPTI PRAKASH	100	0.00	0	0.00	0.00	0	0.00	0	0.00	
7	0022194	DEEPTI PRAKASH	100	0.00	0	0.00	0.00	0	0.00	0	0.00	
8	0022195	DEEPTI PRAKASH	100	0.00	0	0.00	0.00	0	0.00	0	0.00	
9	0022196	DEEPTI PRAKASH	100	0.00	0	0.00	0.00	0	0.00	0	0.00	
10	0022197	DEEPTI PRAKASH	100	0.00	0	0.00	0.00	0	0.00	0	0.00	
11	0022198	DEEPTI PRAKASH	100	0.00	0	0.00	0.00	0	0.00	0	0.00	
12	0022199	DEEPTI PRAKASH	100	0.00	0	0.00	0.00	0	0.00	0	0.00	
13	0014929	GYAN PRAKASH	400	0.00	0	0.00	0.00	0	0.00	0	0.00	
14	0015005	DEEPTI PRAKASH	600	0.00	0	0.00	0.00	0	0.00	0	0.00	
15	0015160	DEEPTI PRAKASH	90	0.00	0	0.00	0.00	0	0.00	0	0.00	
16	0014843	K P LAL	700	0.00	0	0.00	0.00	0	0.00	0	0.00	
17	0014910	K P LAL	375	0.00	0	0.00	0.00	0	0.00	0	0.00	
18	0018830	MADHUR LAL	890	0.00	0	0.00	0.00	0	0.00	0	0.00	
19	0028924	MADHUR LAL	3,200	0.01	0	0.00	0.00	0	0.00	0	0.00	
20	0000008	MALTI SRIVASTAVA	770	0.00	0	0.00	0.00	0	0.00	0	0.00	
21	0015110	MALTI SRIVASTAVA	6,225	0.03	0	0.00	0.00	0	0.00	0	0.00	
22	0015159	MALTI SRIVASTAVA	3,805	0.02	0	0.00	0.00	0	0.00	0	0.00	
23	0015167	MALTI SRIVASTAVA	100	0.00	0	0.00	0.00	0	0.00	0	0.00	
24	00151524	MALTI SRIVASTAVA	4,100	0.02	0	0.00	0.00	0	0.00	0	0.00	
25	034961B	MALTI SRIVASTAVA	2,100	0.01	0	0.00	0.00	0	0.00	0	0.00	
26	0015141	O P SRIVASTAVA	275	0.00	0	0.00	0.00	0	0.00	0	0.00	
27	0000004	RADHA PRAKASH	10	0.00	0	0.00	0.00	0	0.00	0	0.00	
28	0014877	RADHA PRAKASH	300	0.00	0	0.00	0.00	0	0.00	0	0.00	
29	0015162	RADHA PRAKASH	100	0.00	0	0.00	0.00	0	0.00	0	0.00	
30	0030824	RADHA PRAKASH	400	0.00	0	0.00	0.00	0	0.00	0	0.00	
31	0051528	RADHA PRAKASH	41,600	0.18	0	0.00	0.00	0	0.00	0	0.00	
32	0014833	PROF SATYAM ENTERPRISES	90	0.00	0	0.00	0.00	0	0.00	0	0.00	
33	0015018	RAJA DIRGA	430	0.00	0	0.00	0.00	0	0.00	0	0.00	
34	0000003	RAJENDRA PRAKASH	2,010	0.01	0	0.00	0.00	0	0.00	0	0.00	
35	0014831	RAJENDRA PRAKASH	200	0.00	0	0.00	0.00	0	0.00	0	0.00	
36	0015112	RAJENDRA PRAKASH	100	0.00	0	0.00	0.00	0	0.00	0	0.00	
37	0034961	RAM S GANG	1,27,89,912	55.13	0	0.00	0.00	0	0.00	0	0.00	
38	0015015	RAJESH GUPTA	400	0.00	0	0.00	0.00	0	0.00	0	0.00	
39	0015142	RAMESHWAR PRAKASH	160	0.00	0	0.00	0.00	0	0.00	0	0.00	
40	0015171	RANJAN PRAKASH	45	0.00	0	0.00	0.00	0	0.00	0	0.00	



Folio / DEBIT CLRD	Name of the shareholder	Details of Shares held		Encumbered shares ^(*)			Details of warrants		Details of convertible securities		Total shares (including shares amounting full conversion of warrants and convertible securities) as a % of listed share capital
		Number of shares held	As a % of total (A)+(B)+(C)	Number	As a per-centage (A)+(B)+(C) of sub-classes (1) (a)	No. of warrants held	As a % of total no. of warrants of the same class	No. of convert-ible securities held	As a % of total no. of convertible securities of the same class		
0015164	VANDANA PRAKASH	100	0.00	0	0.00	0	0.00	0	0.00		
0015166	VANDANA PRAKASH	45	0.00	0	0.00	0	0.00	0	0.00		
0014448	VED PRAKASH	200	0.00	0	0.00	0	0.00	0	0.00		
0014896	VED PRAKASH	2,000	0.01	0	0.00	0	0.00	0	0.00		
0014949	VED PRAKASH	900	0.00	0	0.00	0	0.00	0	0.00		
0015114	VED PRAKASH	100	0.00	0	0.00	0	0.00	0	0.00		
0015180	VED PRAKASH	70	0.00	0	0.00	0	0.00	0	0.00		
0015193	VED PRAKASH	4,100	0.02	0	0.00	0	0.00	0	0.00		
Grand-Total		1,28,68,202	55.47	0	0.00	0	0.00	0	0.00		



Annexure II

SAND PLAST INDIA LTD

(1) (C)(i) Statement showing holding of securities (including shares, warrants, convertible securities) of persons belonging to the category "Public" and holding more than 1% of the total number of shares as on 30/06/2014


Sr. No.	Folio# / DPID, CLID	Name of the shareholder	Number of shares	Shares as a percentage of total number of shares (i.e Grand total (A+B+C)) in para(1)(a) above	Details of warrants			Details of convertible securities		Total shares (including shares assuming full conversion of warrants and convertible securities) as a % of diluted share capital
					No. of Warrants held	As a % of total no. of warrants of the same class	No. of convertible securities held	As a % of total no. of convertible securities of the same class		
1	IN301364/10139869	ECO BRICKS PRIVATE LIMITED	10,00,000	4.31						
2	0051817	UNIT TRUST OF INDIA	5,00,000	2.16						
3	12068000/00000326	SUNKISSED AGENCIES PRIVATE LIMITED	3,54,000	1.53						
4	IN300468/10000088	K K SECURITIES LIMITED	2,44,500	1.05						
5	0032145	MITA M SHETH	2,38,100	1.03						
Grand-Total			23,36,600	10.08						



**Annexure II
SAND PLAST INDIA LTD**

(1) (c)(ii) Statement showing holding of securities (including shares, warrants, convertible securities) of persons (together with PAC) belonging to the category "Public" and holding more than 5% of the total number of shares as on 30/06/2014

Sr. No.	Folio# / DPID, CIID	Name of the shareholder	Number of shares	Shares as a percentage of total number of shares (i.e Grand total (A+B+C)) in para(I)(a) above	Details of warrants		Details of convertible securities		Total shares (including shares assuming full conversion of warrants and convertible securities) as a % of diluted share capital
					No. of Warrants held	As a % of total no. of warrants of the same class	No. of convertible securities held	As a % of total no. of convertible securities of the same class	
1									
			NIL	0	0.00				
			Grand-Total	0	0.00				



SAND PLAST INDIA LTD

(1) (d) Statement showing details of lock-in shares as on 30/06/2014

Sr. No.	Folio# / DPID, CLID	Name of the shareholder	Category of Shareholders (promoters/ Public)	Number of shares	Shares as a percentage of total number of shares (i.e Grand total (A+B+C)) in para(I)(a) above
NIL					
				NIL	NIL
Grand-Total			NIL	NIL	

